



# COMBiLiFT

Customised Handling Solutions

## COMBi<sup>®</sup>-CB

Compact multi-directional forklift



Long Load Handling



Inside Container



Bottom Level Storage



Sliding LP Gas Bottle



> Handles Palletised & Long Loads  
> Operates Indoors & Outdoors

[www.COMBiLiFT.com](http://www.COMBiLiFT.com)

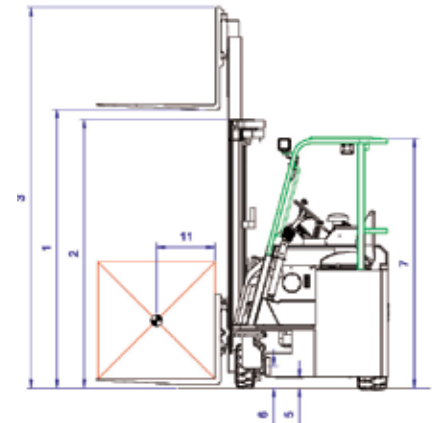


# SPECIFICATIONS

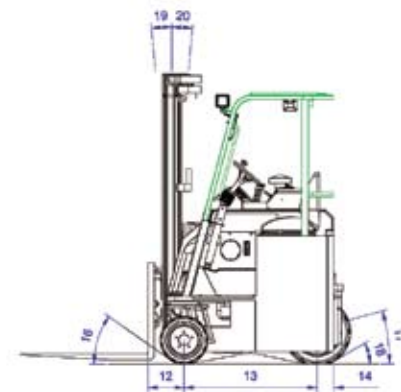
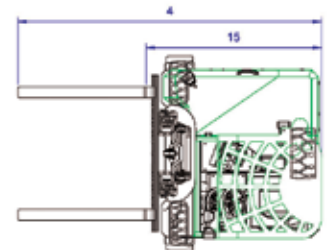
# COMBi<sup>®</sup>-CB

Protected by Design Registration Copyright: *European Community No.: 000725668-0001 | US No.: D579, 624 | Canadian No.: 123292 | Australian No.: 318370 | Russian Federation No.: 70814 | Korean No.: 30-0516087 | Japanese No.: 1330896 | Taiwan No.: D126056 | Chinese No.: ZL200730329732.6*

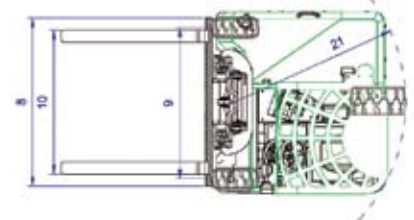
| DESCRIPTION |                                      | STD                | OPTIONAL |        |        |
|-------------|--------------------------------------|--------------------|----------|--------|--------|
| 1a          | Standard Lift Height                 | 4000mm             | 4900mm   | 5500mm | 6000mm |
| 1b          | Free Lift Height                     | 0                  | 1318mm   | 1518mm | 1718mm |
| 2           | Height Mast Closed                   | 2670mm             | 2243mm   | 2443mm | 2643mm |
| 3           | Max. (Mast Raised)                   | 4830mm             | 5778mm   | 6378mm | 6878mm |
| 4           | Overall Length                       | 2615mm             |          |        |        |
| 5           | Ground Clearance Under Mast          | 125mm              |          |        |        |
| 6           | Ground Clearance to Wheelbase Centre | 100mm              |          |        |        |
| 7           | Height of Overhead Guard             | 2250mm             |          |        |        |
| 8           | Width                                | 1500mm             |          |        |        |
| 9           | Outside Spread of Fork Arms          | 1325mm             |          |        |        |
| 10          | Track Front                          | 1320mm             |          |        |        |
| 11          | Load Centre Distance                 | 600mm              |          |        |        |
| 12          | Overhang Front                       | 300mm              |          |        |        |
| 13          | Wheel Base                           | 1100mm             |          |        |        |
| 14          | Overhang Back                        | 140mm              |          |        |        |
| 15          | Length From Face of Fork             | 1550mm             |          |        |        |
| 16          | Approach Angle                       | 30°                |          |        |        |
| 17          | Ramp Angle                           | 15°                |          |        |        |
| 18          | Departure Angle                      | 30°                |          |        |        |
| 19          | Forward Tilt                         | 3°                 |          |        |        |
| 20          | Backward Tilt                        | 8°                 |          |        |        |
| 21          | Minimum Outside Radius               | 1500mm             |          |        |        |
| A           | Capacity                             | 2500Kg             |          |        |        |
| B           | Unladen Weight                       | 5900Kg             |          |        |        |
| C           | Maximum Ground Speed                 | 12 Km/h            |          |        |        |
| D           | Gradability                          | 10%                |          |        |        |
| E           | V1505 Kubota diesel / 3.0L GM LP Gas | 32KW / 48KW        |          |        |        |
| F           | Electrics                            | 12 Volt            |          |        |        |
| G           | Fork Section                         | 125 x 50 x 1065mm  |          |        |        |
| H           | 16 x 7 - 10.5 Front Rubber Tyre x 2  | OD 406 / Width 178 |          |        |        |
| I           | 22 x 10 x 16 Rear Rubber Tyre x 1    | OD 559 / Width 254 |          |        |        |
| J           | Standard Colour                      | Green and Grey     |          |        |        |
| K           | Suspension Seat                      | KAB Model 211      |          |        |        |



**SIDEWARD MODE**



**FRONTAL MODE**



## FEATURES INCLUDE:

- Open Cabin
- Load Sensing Steering
- 4-way lever positioning of Wheels
- Multi-direction Operation
- 3 Wheel Hydrostatic Drive
- 200mm Side Shift
- Automatic Carousel

Distributed by

**www.COMBiLiFT.com**

**COMBiLiFT**

Co. Monaghan  
Ireland

T: +353 47 80500

F: +353 47 80501

E: info@combilift.com

Combilift has a policy of continuous product development and reserves the right to alter specifications without prior notice. Specifications and/or dimensions may vary from those illustrated in some countries.





# COMBiLiFT

*Customised Handling Solutions*

## COMBi<sup>®</sup>-CB4

*Compact multi-directional forklift*



- > Handles Palletised & Long Loads
- > Operates Indoors & Outdoors

[www.COMBiLiFT.com](http://www.COMBiLiFT.com)

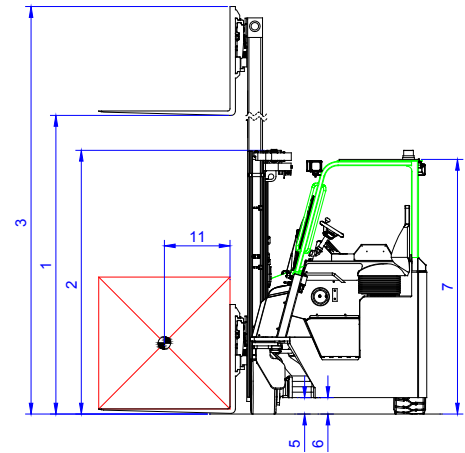


# SPECIFICATIONS

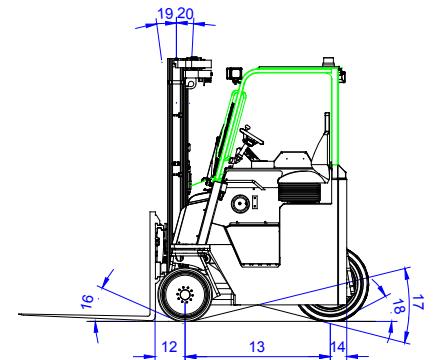
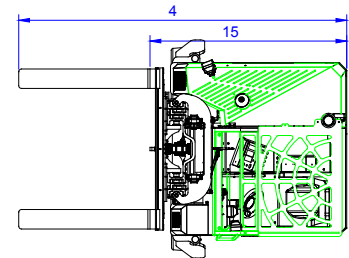
## COMBi<sup>®</sup>-CB4

Protected by Design Registration Copyright: *European Community No.: 000725668-0001 | US No.: D579, 624 | Canadian No.: 123292 | Australian No.: 318370 | Russian Federation No.: 70814 | Korean No.: 30-0516087 | Japanese No.: 1330896 | Taiwan No.: D126056 | Chinese No.: ZL200730329732.6*

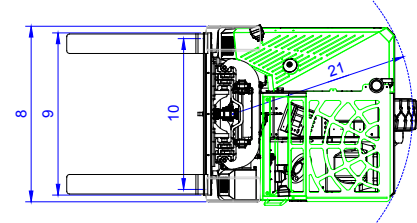
| Ref. | DESCRIPTION                                  | STANDARD           |
|------|--|--------------------|
| 1 a  | Max. Lift Height                             | 4040mm             |
| 1 b  | Free Lift Height                             | 0mm                |
| 2    | Height Mast Closed                           | 2900mm             |
| 3    | Max. (Mast raised)                           | 5050mm             |
| 4    | Overall Length                               | 3028mm             |
| 5    | Ground Clearance Under Mast                  | 152mm              |
| 6    | Ground Clearance to Wheelbase Centre         | 152mm              |
| 7    | Height of Overhead Guard                     | 2356mm             |
| 8    | Width  | 1624mm             |
| 9    | Outside Spread of Fork Arms                  | 1500mm             |
| 10   | Track Front                                  | 1395mm             |
| 11   | Load Centre Distance                         | 600mm              |
| 12   | Overhang Front                               | 325mm              |
| 13   | Wheel Base                                   | 1350mm             |
| 14   | Overhang Back                                | 153mm              |
| 15   | Length From Face of Fork                     | 1828mm             |
| 16   | Approach Angle                               | 30°                |
| 17   | Ramp Angle                                   | 28°                |
| 18   | Departure Angle                              | 30°                |
| 19   | Forward Tilt                                 | 5°                 |
| 20   | Backward Tilt                                | 7°                 |
| 21   | Minimum Outside Radius                       | 1670mm             |
| A    | Capacity                                     | 4000 kg            |
| B    | Unladen Weight                               | 7850 kg            |
| C    | Maximum Ground Speed                         | 13 Km/h            |
| D    | Gradeability                                 | 10%                |
| E    | Kubota V2403-T diesel / 3ltr GM LPG          | 44kW / 48kW        |
| F    | Electric's                                   | 12 Volt            |
| G    | Fork Section                                 | 150 x 50 x 1200mm  |
| H    | 20 x 9 x 16 Front Tyre x 2 (Solid Rubber)    | OD 508 / Width 229 |
| I    | 28 x 12.5 – 15 Rear Tyre x 1 (Super Elastic) | OD 711 / Width 318 |
| J    | Standard Colour                              | Green and Grey     |
| K    | Suspension Seat                              | KAB Model 211      |



SIDEWARD MODE



FRONTAL MODE



### FEATURES INCLUDE:

- Open cabin
- Load sensing steering
- 4-Way lever positioning of wheels
- Multi-direction operation
- 3 Wheel hydrostatic drive
- 200mm side shift
- Automatic carousel

Distributed by:

**COMBiLiFT**

Co. Monaghan  
Ireland

T: +353 47 80500

F: +353 47 80501

E: info@combilift.com

**www.COMBiLiFT.com**



# COMBiLiFT

*Customised Handling Solutions*

## COMBi<sup>®</sup>-CBE

*Compact multi-directional electric forklift*



- > Handles Palletised & Long Loads
- > Operates Indoors & Outdoors

[www.COMBiLiFT.com](http://www.COMBiLiFT.com)



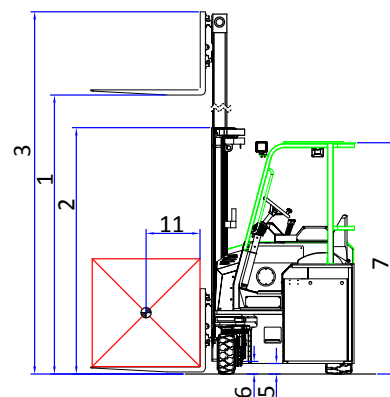


# SPECIFICATIONS

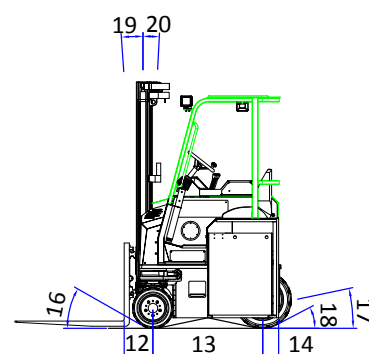
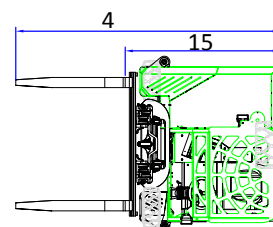
## COMBi<sup>®</sup>-CBE

Protected by Design Registration Copyright: *European Community No.: 000725668-0001 | US No.: D579, 624 | Canadian No.: 123292 | Australian No.: 318370 | Russian Federation No.: 70814 | Korean No.: 30-0516087 | Japanese No.: 1330896 | Taiwan No.: D126056 | Chinese No.: ZL200730329732.6*

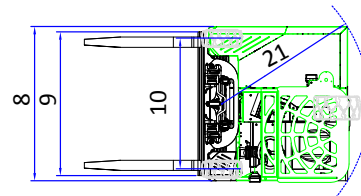
| Ref. | MACHINE SPECIFICATIONS               | STD                    | OPTION |        |        |
|------|--------------------------------------|------------------------|--------|--------|--------|
| 1 a  | Max. Lift Height                     | 4000mm                 | 4900mm | 5500mm | 6000mm |
| 1 b  | Free Lift Height                     | 0mm                    | 1318mm | 1518mm | 1718mm |
| 2    | Height Mast Closed                   | 2670mm                 | 2243mm | 2443mm | 2643mm |
| 3    | Max. (Mast raised)                   | 4850mm                 | 5778mm | 6378mm | 6878mm |
| 4    | Overall Length                       | 2565mm                 |        |        |        |
| 5    | Ground Clearance Under Mast          | 125mm                  |        |        |        |
| 6    | Ground Clearance to Wheelbase Centre | 100mm                  |        |        |        |
| 7    | Height of Overhead Guard             | 2250mm                 |        |        |        |
| 8    | Width                                | 1500mm                 |        |        |        |
| 9    | Outside Spread of Fork Arms          | 1325mm                 |        |        |        |
| 10   | Track Front                          | 1280mm                 |        |        |        |
| 11   | Load Centre Distance                 | 600mm                  |        |        |        |
| 12   | Overhang Front                       | 280mm                  |        |        |        |
| 13   | Wheel Base                           | 1070mm                 |        |        |        |
| 14   | Overhang Back                        | 150mm                  |        |        |        |
| 15   | Length From Face of Fork             | 1500mm / 1550mm        |        |        |        |
| 16   | Approach Angle                       | 30°                    |        |        |        |
| 17   | Ramp Angle                           | 15°                    |        |        |        |
| 18   | Departure Angle                      | 30°                    |        |        |        |
| 19   | Forward Tilt                         | 3°                     |        |        |        |
| 20   | Backward Tilt                        | 5°                     |        |        |        |
| 21   | Minimum Outside Radius               | 1400mm                 |        |        |        |
| A    | Capacity                             | 2,500 kg / 3,000 kg    |        |        |        |
| B    | Unladen Weight                       | 6500 kg / 6800 kg      |        |        |        |
| C    | Maximum Ground Speed                 | 11 Km/h                |        |        |        |
| D    | Gradability                          | 10%                    |        |        |        |
| E    | Battery Capacity                     | 48v / 930Ah            |        |        |        |
| F    | AC Electric Traction Motor x 2       | 48v / 5kW              |        |        |        |
| G    | AC Electric Pump Motor               | 48v / 14 kW            |        |        |        |
| H    | Fork Section                         | 125 x 50 x 1065mm Long |        |        |        |
| I    | 16 x 7 – 10.5 Front Tyre x 2         | OD 406 / Width 178     |        |        |        |
| J    | 22 x 10 x 16 Rear Tyre x 1           | OD 559 / Width 254     |        |        |        |
| K    | Standard Colour                      | Green and Grey         |        |        |        |
| L    | Suspension Seat                      | KAB Model 211          |        |        |        |



SIDEWARD MODE



FRONTAL MODE



### FEATURES INCLUDE:

- +/- 100mm side shift
- Load sensing steering
- 4-Way lever positioning of wheels
- System Communication via CAN-BUS
- Multi-direction operation
- 2 Wheel Electric Drive
- Powered by AC Technology

Distributed by:

**COMBiLiFT**

Co. Monaghan  
Ireland

T: +353 47 80500

F: +353 47 80501

E: info@combilift.com

[www.COMBiLiFT.com](http://www.COMBiLiFT.com)